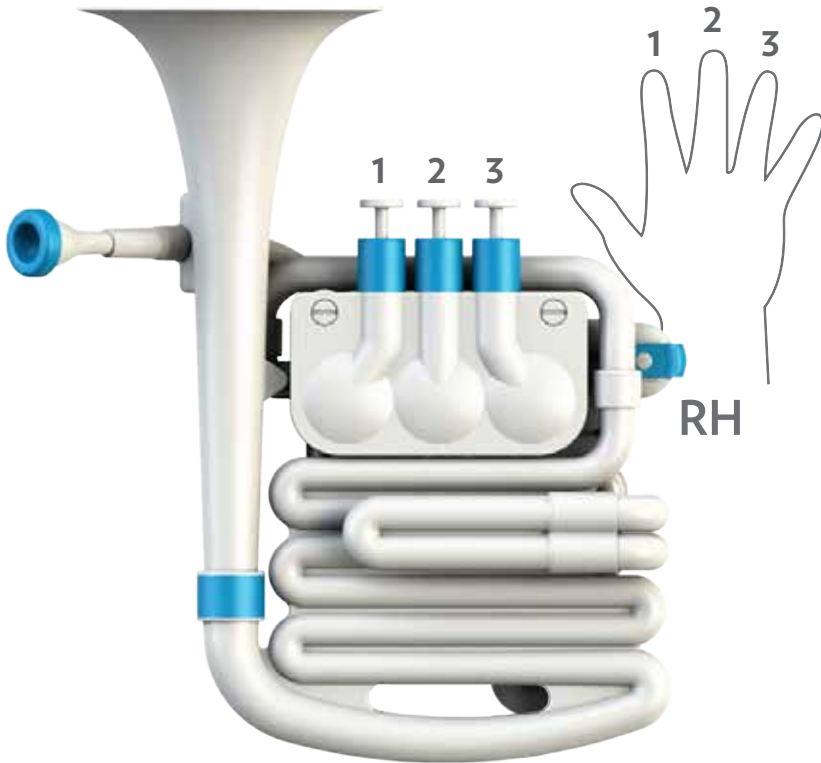




jHorn Fingering Chart - Bass Clef



To use this fingering chart, make sure your jHorn is set up in B-flat tuning (this is how it comes new out of the box). Check the leaflet that came with your jHorn if you are unsure which key your jHorn is currently in.



Release



Press Down

The thumb rests comfortably against the silicone on the first valve.

Bass clef staff with note E



Bass clef staff with notes G# and Ab



Bass clef staff with note F



Bass clef staff with note A



Bass clef staff with notes F# and Gb



Bass clef staff with notes A# and Bb






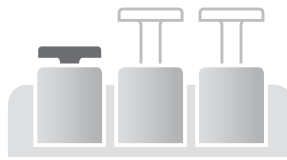




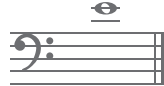






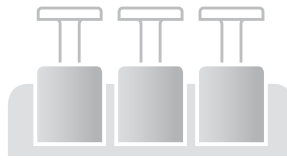



















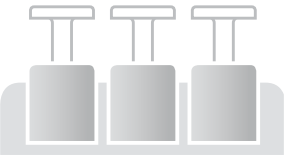

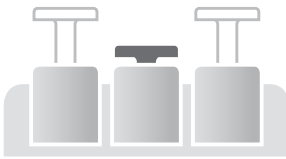

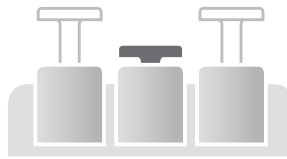



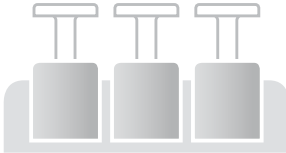



Bass clef staff with note G



Fingering Chart continued on next page

NUVO jHorn Fingering Chart - Bass Clef

 B		 G		 D# Eb	
 C		 G# Ab		 E	
 C# Db		 A		 F	
 D		 A# Bb		 F# Gb	
 D# Eb		 B		 G	
 E		 C		 G# Ab	
 F		 C# Db		 A	
 F# Gb		 D		 B	